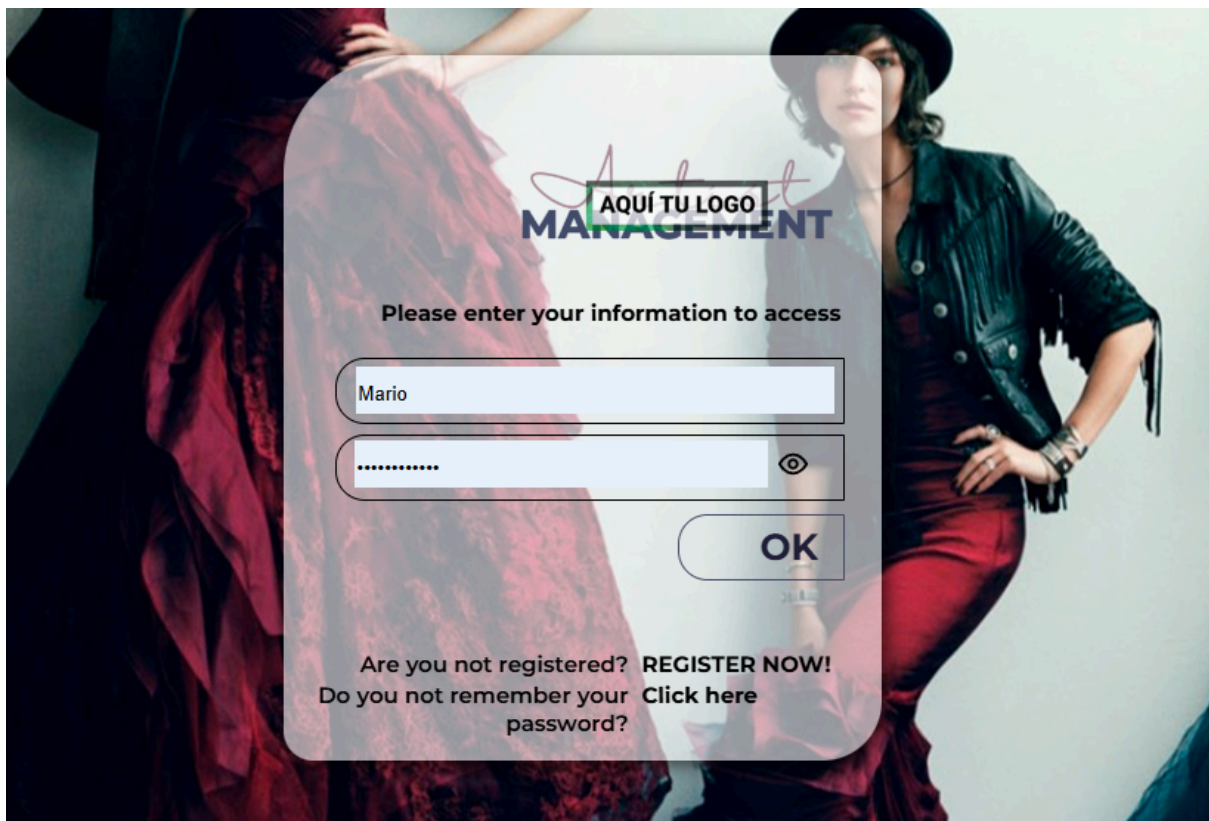


Welcome to Our Artist Management Platform

We're excited to have you here! Our platform is designed to be easy to use, and this brief guide will help you get started smoothly.

Getting Started

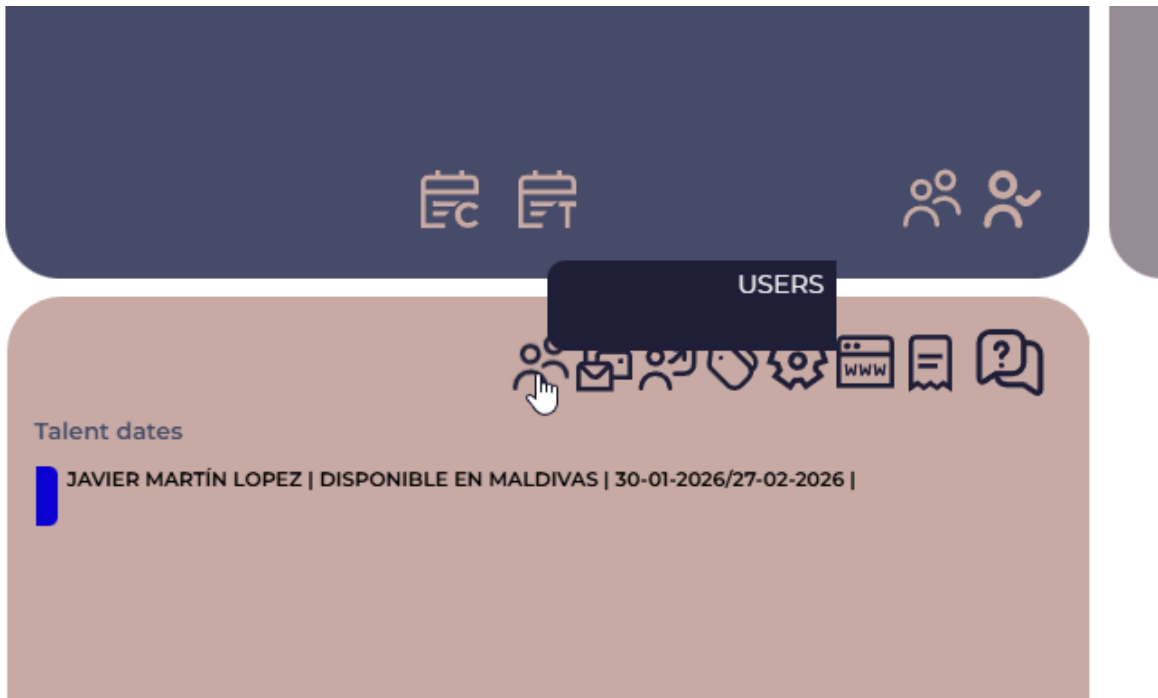
To begin, you'll need to log in to your account. Simply go to the link we sent you (**yourname.artistmanagement.app**) and use the username and password we provided.



Our platform is user-friendly for both Agencies and Talent. Agencies log in using a username and password, while Talent can log in and update their profile using their email and a password that is automatically generated when they sign up.

Quick First Steps

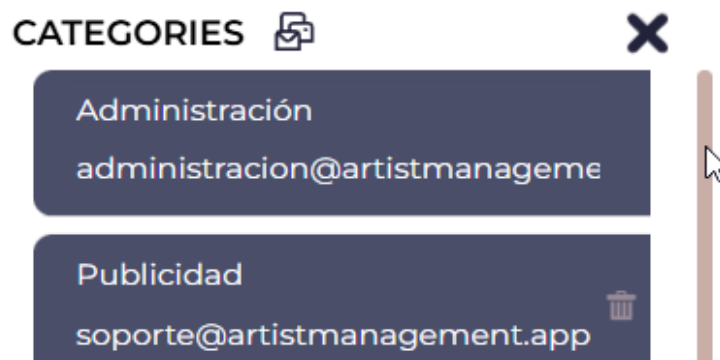
Users



The system starts with one administrator user. For additional users, you can purchase supplementary licenses. This menu is only accessible when logged in with the main user account. Additional users do not have access to this settings menu.

We recommend changing the initial login credentials to ones of your choice.

Categories

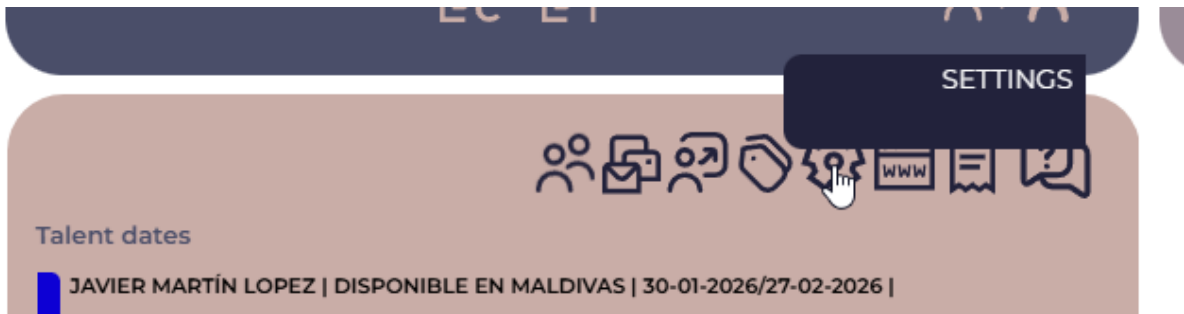


This module allows you to set up different categories to organize casting types and assign a specific email address to each one.

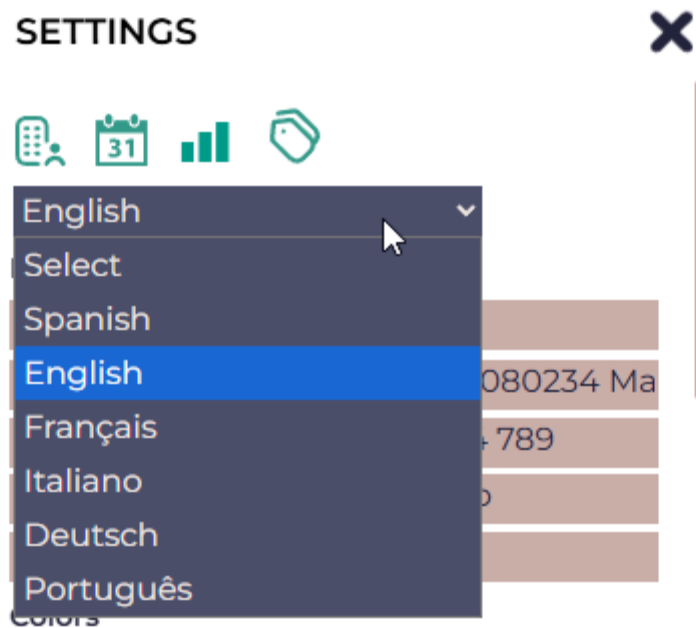
The first category and its associated email act as the primary recipients of notifications for new sign-ups. The remaining categories can be customized for different castings.



SETTINGS



Languages



You can select the system language. This affects the platform's text, links, and notifications.

Footers

Footers

Aquituempresa S.L.
C/Del Tiro, 23
+34 686 383 234
mail@artistmanagement.app
artistmanagement.app

Here you can add your company details so they appear in the footer of all your links. In addition, the first line (Company) will be used in the header of the emails we send.

Texts & Colors

Colors

DISPONIBLE en Verde
NO OPERATIVO
NO LOCALIZABLE
DIRECT BOOKING
SOLO ALGUNOS CASTINGS




The screenshot shows a talent profile card with a dark blue overlay that reads "SOLO ALGUNOS CASTINGS". The card includes a profile picture, the text "23 Años", and a list of icons for actions like delete, favorite, and share. The name "DASCHIA A FERNANDEZ" is partially visible at the bottom.

The system includes a range of colors that can be assigned to each talent. Here you can add the text you want to appear.

Ready?

Once you've reviewed these steps, you'll be ready to take full advantage of everything our platform has to offer. Don't forget to read our Terms & Conditions and Privacy Policy to understand how we protect your information.

You'll find video tutorials covering all system features in the main menu.



Also, you can always contact us with questions, concerns, or to schedule a demo at **comunicaciones@artistmanagement.app**.

We hope you enjoy using our tools.